

Welcome to the Pack Hike Captain Self-Study Training Guide!

Captain Training Qualifications

Volunteers interested in this role will need to:

- Be an active holding & blue dot dog walker with at least 75 hours of walking
- Complete this independent study
- Shadow at least 1-2 pack hikes/Lead 1 supervised
- Be able to follow pack hike guidelines
- Sign the statement of completed training and confidentiality form





Pack Hikes-An Overview

Goals of Pack Hikes



Provides great exercise & social enrichment


Provides stress relief with getting “off campus”

Provides the opportunity for new sights, sounds, & smells

Provides our behavior team with helpful information about each dog in new situations and settings

Pack Hike Structure


- 1 captain to 8 volunteers (must have 40+ hours to participate).
- The Captain does not take a dog on hike.
- Hikes take place in the mornings, before public hours.
- Hikes can consist of one hike or two, depending on the number of dogs, and volunteers.
- Dogs are selected from a list provided by the behavior team.



Captain Responsibilities

Pre-Hike Preparation

- Review Pack Hike list sheets in the Enrichment Binder
- Review all notes, alert boards, and restrictions for dogs to make sure they can still go on hike,
- Assist volunteers with choosing their pack hike dog from the list.
- Only dogs listed by behavior staff are allowed to go. Captains, volunteers or general shelter staff are not able to add dogs to the list provided.



Look for pink enrichment binder at Dog Walker station

Only dogs on the list may go on pack hike.

Name	Dog Location	I went on the Hike. "x" or brief reason why not (completed by volunteer & others)	Volunteer Taking Dog
Cleo	DA 6		Sylvia
Pippa	DA 1		Jay
Maisie	DA 35		Judy L
Lincoln	DA 46		Thomas
Teddy	DA 3		Kat
Lacey	DA 25		Wendy T.
Jay	DA 19		Tommy

Post Hike – Each volunteer notes comments in the Dog Walker Comments binder on the specific dog's observation sheet.

** When Hike Location is 10-12, the volunteer walker must be qualified to walk the dog (i.e. blue dot, if blue dot dog), but any Hike Volunteer or Staff/Supervisor may get the dog from holding and then put back after hike.

10-2017 Dog Pack Hikes

Pre-Hike Preparation

- Determine hiking route
 - Options are listed in the enrichment binder
 - Post the “Pack Hike Route” sign with route indicated at the bottom.
- Ensure sure all dogs have all assigned tools (harness, leash wrap, etc.).
- Ensure you have:
 - HSHV Radio (see front desk)
 - Your cell phone
 - Emergency backpack



The Pack Hike Supply Bin is located in the dog walker station cabinet. Please let volunteer team know if you need something.

Exiting for Pack Hike

Once all volunteer have read notes and have their dog, each walker should get their dog with any assignment walking tools as indicated.

Walkers then:

Exit their kennel

Proceed in a single file to the front dog walking path and follow that to the main entrance sign.

All pack hikers will meet with their dogs in the grassy area just past the entrance sign.

Start your pack hike!



All pack hikers will meet just past the main entrance sign in the grassy area. Wait until all hikers are present and then proceed as a group.

During the Hike



Captains carry their cell phone, HSHV radio, emergency backpack, and the Cruelty/Rescue dept. number (734-661-3512).



Maintain the safety and well-being of all dogs/volunteers. Make adjustments as needed.



Call for Help if Needed:

- Dog off leash
- Injured Dog or Volunteer
- Any other situation that warrants staff involvement

During the Hike-When to Turn Around

Physical Reasons:

- Limping/lameness
- Slowing and lagging behind
- Excessive panting
- Heavy/Labored breathing
- Be sure to always note anything on the medical alert board or tell staff if urgent.



During the Hike-When to Turn Around

Behavior Reasons:

- Dog avoidant, reluctant to walk, trying to turn back – let them go back, do not try to force them along.
- Excessive reactivity: barking, lunging, pulling and straining towards dogs, redirecting on handler
- Hang back and increase distance if dog starts to react. If they can not recover even with more distance, pack hike is not for them!



Post-Hike Procedures

Record notes:

- Write in the Dog Walker Comment binder any notes from the walk for a particular dog
- If a dog did not go on hike, make a note in the pack hike sheet
- Report any major issues to a staff member or on the behavior alert board
- Prepare for a second hike (if there are enough dogs on the list)
 - If not enough dogs, volunteers can start regular walking or go home

Huron Valley Humane Society of Huron Valley

Pack Hike Log - for Sat date: 10/12


Name	Dog Location	I went on the Hike. "x" or brief reason why not (completed by volunteer captain)	Volunteer Walking Dog
Cleo	DA 6		Sylvia
Pippa	DA 16		Jay
Maisie	DA 35		Judy L
Lincoln	DA 46		Thomas
Teddy	DA 3		Kat
Lacey	DA 25		Linda T
* Lacey can be nervous, but this been doing well in playgroups with other calm dogs. It seems to be too much for her, for turn around early			
Inyo	DA 19		Tanya

Post Hike - Each volunteer notes comments in the Dog Walker Comments binder on the specific dog's observation sheet.

** When Holding Location is indicated, the volunteer walker must be qualified to walk the dog (i.e. blue dot, if blue dot dog), but any Holding Walker Volunteer or Staff/Kennel staff may walk.

Did the dog go on hike? Indicate that in this column.

We Need You!



**Captains
are an
integral part
of the
success of
this
program.
We ask that:**

- Conversations are positive and supportive of all
- Procedures and protocols for the hike are followed
- Feedback, concerns or sharing information about hike incidents are communicated to a volunteer dept. team member.

Pack Hike Problem Solving

What if there are not enough dogs for one hike?

In this case, volunteers can choose one of the following options:

- Walking in adoptables or holding (if holding trained)
- Walking along with the pack hike, but without a dog
 - Heading home early

Pack Hike Problem Solving

What if there are volunteers who are not scheduled?

If volunteers show up to assist, but have not scheduled themselves, there are a few options:

They may join the hike if there are still openings

- If the hike is already full, they may walk in adoptables or holding (if holding trained) or head home early
- Unfortunately, no more than 8 volunteers and 1 captain can accompany the group for safety reasons.

Pack Hike Problem Solving

Oh, no! The binder or pack hike list is missing!

In this very rare case, we would ask that volunteers choose to assist with general dog walking.

Unfortunately, for safety reasons, general shelter staff and/or volunteers are not able to make their own list.

Pack Hike Problem Solving

A dog or person is injured while on the hike

In this situation, please use the HSHV radio, or your cell phone, to contact staff for immediate assistance. The rest of the group may continue on the hike and at least two people should stay with the injured dog/person.

If staff is not readily responding, please send a volunteer back to the shelter to seek support. In an emergency situation, please call 911 before contacting HSHV.

Pack Hike Problem Solving

A dog is not doing well on the hike and comfort, safety and well being are at risk.

In this case, the volunteer (if comfortable) should return the dog back to the shelter. If they are not comfortable handling the dog, another volunteer can switch dogs provided there is ability to do so. Please contact staff if support is needed. Please be sure to memo the reason for returning so our behavior team is aware. If the situation is severe (such as attempted bites), please let a staff member know upon returning as well.

Pack Hike Problem Solving

What if the weather conditions are too hot, too icy, too cold, etc.?

While we do our best to cancel pack hikes if inclement weather is anticipated, if the well being of dogs or volunteers is questionable, please let us know. Pack hike captains reserve the right to make hikes shorter, or not participate in them altogether due to weather.

If this happens, please just let us know by emailing volunteers@hshv.org.

Pack Hike Problem Solving

What if there are more dogs than volunteers?

If there are more dogs on the pack hike list than there are volunteers, you have a few options:

1. Volunteers can take two hikes in a row in an effort to get more of the dogs the opportunity to participate.
2. Volunteers can choose which dogs off of the list that they are most comfortable with and know that some dogs may not get out. This is okay! 😊

Next Steps

Next Steps for Becoming a Captain



Email the Volunteer Department.

Let us know that you have completed this study; we will open “shadowing shifts” for you in VIC



We will then email you a training checklist & training acknowledgement



After training log and acknowledgement form is complete, email volunteer dept, and we will open the captain shadow assignment up on your account.
volunteers@hshv.org

THANK YOU!

We are so excited to have
you joining our pack hike
captain team!

Questions? Email
volunteers@hshv.org